

Application News

High Performance Liquid Chromatography

SSI LC 001

A Practical Approach to Conserving Acetonitrile

Introduction

Faced with dwindling acetonitrile supplies that seem likely to remain throughout 2009, labs are looking for ways to reduce their consumption of this common HPLC solvent.

Shimadzu offers reasonable and practical analytical tools and solutions to the global acetonitrile shortage. The use of small particle columns with smaller column dimensions has become an increasingly popular way to reduce analysis times, and also provides the additional benefit of decreasing mobile phase consumption. A Shimadzu ultra-fast LC column, the Shim-pack XR-ODS, has an optimized particle size (2.2 μ m) and provides much lower pressure compared to commercial sub-2 μ m particle columns. Therefore, the XR-ODS is convenient to use with a traditional HPLC. The column helps reduce acetonitrile consumption without the need for specialized high pressure hardware.

The Shimadzu UFLC system was designed to achieve ultra-fast LC and maximize the potential of the Shim-pack XR-ODS column by utilizing conventional Prominence HPLC hardware. The Prominence UFLC system can provide high-speed analysis to minimize acetonitrile consumption, while retaining the flexibility to perform conventional analysis.

The Shimadzu Prominence UFLC *XR* system allows operation under pressures up to 66 MPa. This system allows the use of extended length small particle columns to provide the highest resolution possible for your analysis. Another benefit of the higher pressure tolerance is allowing the substitution of methanol for acetonitrile with the use of small particle columns. Developing new methods with methanol in place of acetonitrile will assist with the current lab shortage of acetonitrile.

The Shimadzu Prominence UFLC and UFLC *XR* autosamplers also provide the benefit of reduced solvent consumption. The autosamplers have been engineered for low carryover, so additional valve rinsing after injection can typically be eliminated or greatly reduced. Other autosampler designs require extensive rinsing with two solvents for adequate cleaning and use a large amount of solvent during this process. The injection cycle time of the Prominence autosampler is also a mere 10 seconds, reducing your mobile phase consumption even further.

High-speed and High-separation Column: Shim-pack XR-ODS

Migration to the Shim-pack XR-ODS column is the most reasonable solution to the acetonitrile shortage issue. The Shim-pack XR-ODS enables users to shorten analysis time and reduce the consumption of

acetonitrile drastically without extremely high pressure through the use of an optimized particle size (2.2 μ m). As shown in Figure 1, the column pressure is maintained below 30MPa in most fast LC conditions. This fact means that the column is compatible with conventional HPLC systems and provides the ability to reduce acetonitrile consumption without the need for specialized high-pressure hardware. In addition, the 2.2 μ m particle technology allows high-speed analysis without losing the separation efficiency. For the separation performance of the Shim-pack XR-ODS, please refer to Figures 2 and 3. The optimized backpressure and separation efficiency bring benefits to you in reduced acetonitrile consumption.

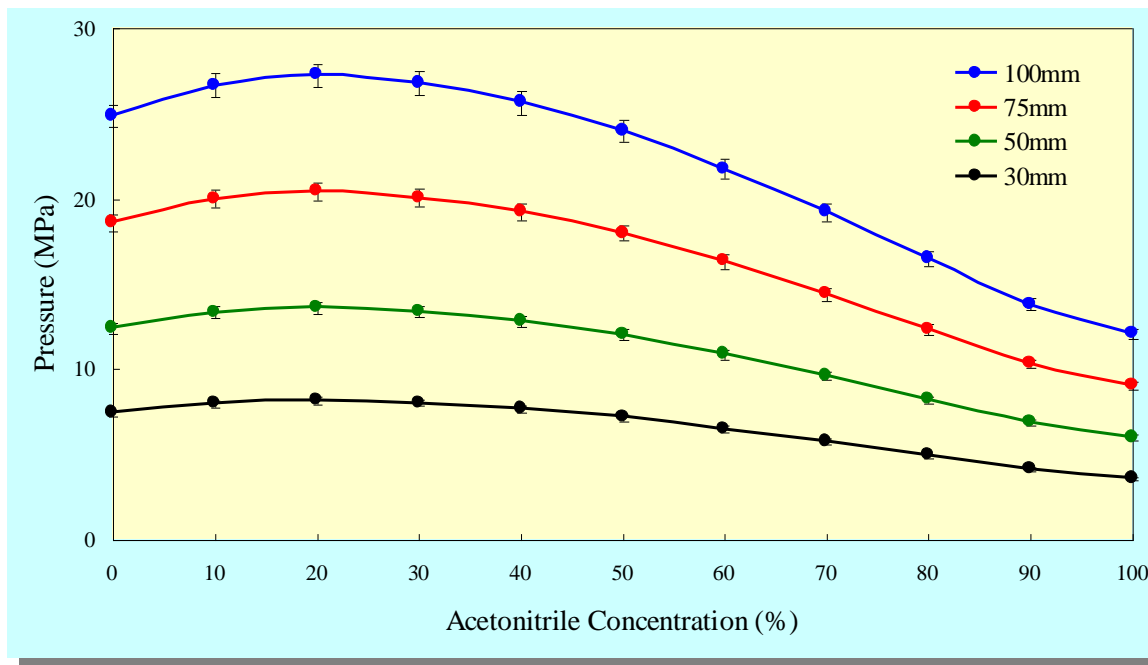


Figure 1: Relation of column pressure and acetonitrile concentration in mobile phase
Mobile phase: water/acetonitrile, flow rate: 0.9mL/min, temperature: 40°C.

Reduction of Acetonitrile Consumption by Ultra-fast LC

Figure 2 shows the separations of alkylphenones performed using two Prominence systems: conventional Prominence HPLC with a Shim-pack VP-ODS column (5 μ m particles) and Prominence UFLC with a Shim-pack XR-ODS column (2.2 μ m particles). By using 2.2 μ m particles and Prominence UFLC, the analysis time was five times faster than that of the 5 μ m particles. In this case, a 3mm I.D. column was used for reducing acetonitrile consumption. The analysis by conventional HPLC with a 5 μ m column required 10.5 mL of acetonitrile for the analysis, while the Prominence UFLC system with a Shim-pack XR-ODS column required only 2.3 mL of acetonitrile. Due to the excellent separation efficiency and use of the 3.0mm I.D. column, the acetonitrile consumption could be reduced down to nearly 1/5 without sacrificing separation efficiency.

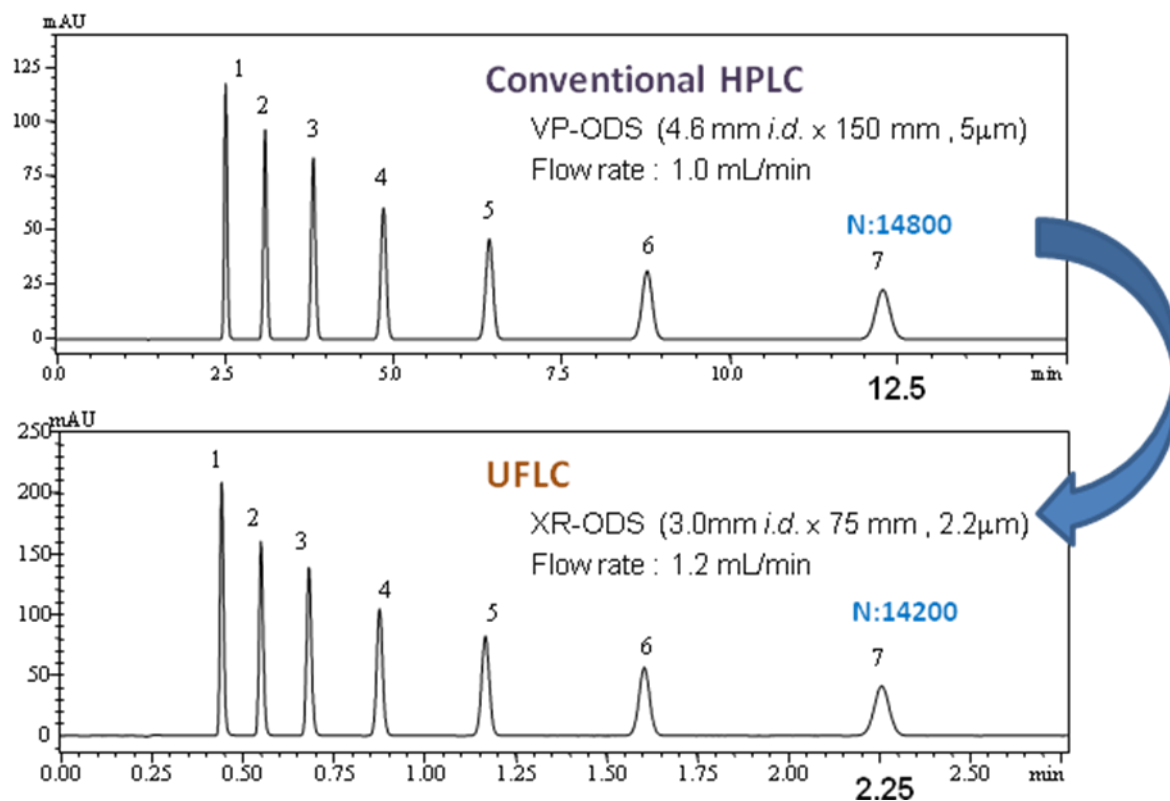


Figure 2: Alkylphenones separation by conventional Prominence and Prominence UFLC
 Mobile phase: water/acetonitrile (3/7 v/v), temperature: 40°C, detection: absorbance at 245 nm,
 Peaks: 1: actophenone, 2: propiophenone, 3: butyrophenone, 4: valenophenone, 5: hexanophenone, 6:
 heptanophenone, 7: octanophenone

Figure 3 shows an example of the analysis of a standard mixture of 12 cephem antibiotics performed by conventional Prominence HPLC with a Shim-pack VP-ODS column (5 μ m particles) and Prominence UFLC with a Shim-pack XR-ODS column (2.2 μ m particles). Table 1 shows the analytical conditions. In the case of the conventional HPLC, the total cycle time of 1 analysis, including column wash, was 45 minutes and the acetonitrile consumption was 12.8mL, while the total cycle time and acetonitrile consumption for the Prominence UFLC were 6.5 minutes and 1.7mL, respectively. In this case, acetonitrile consumption could be reduced down to 1/7 by using Prominence UFLC with a 2.2 μ m particle column. If you scale the column size down to 2.0mm I.D, acetonitrile consumption will be further reduced.

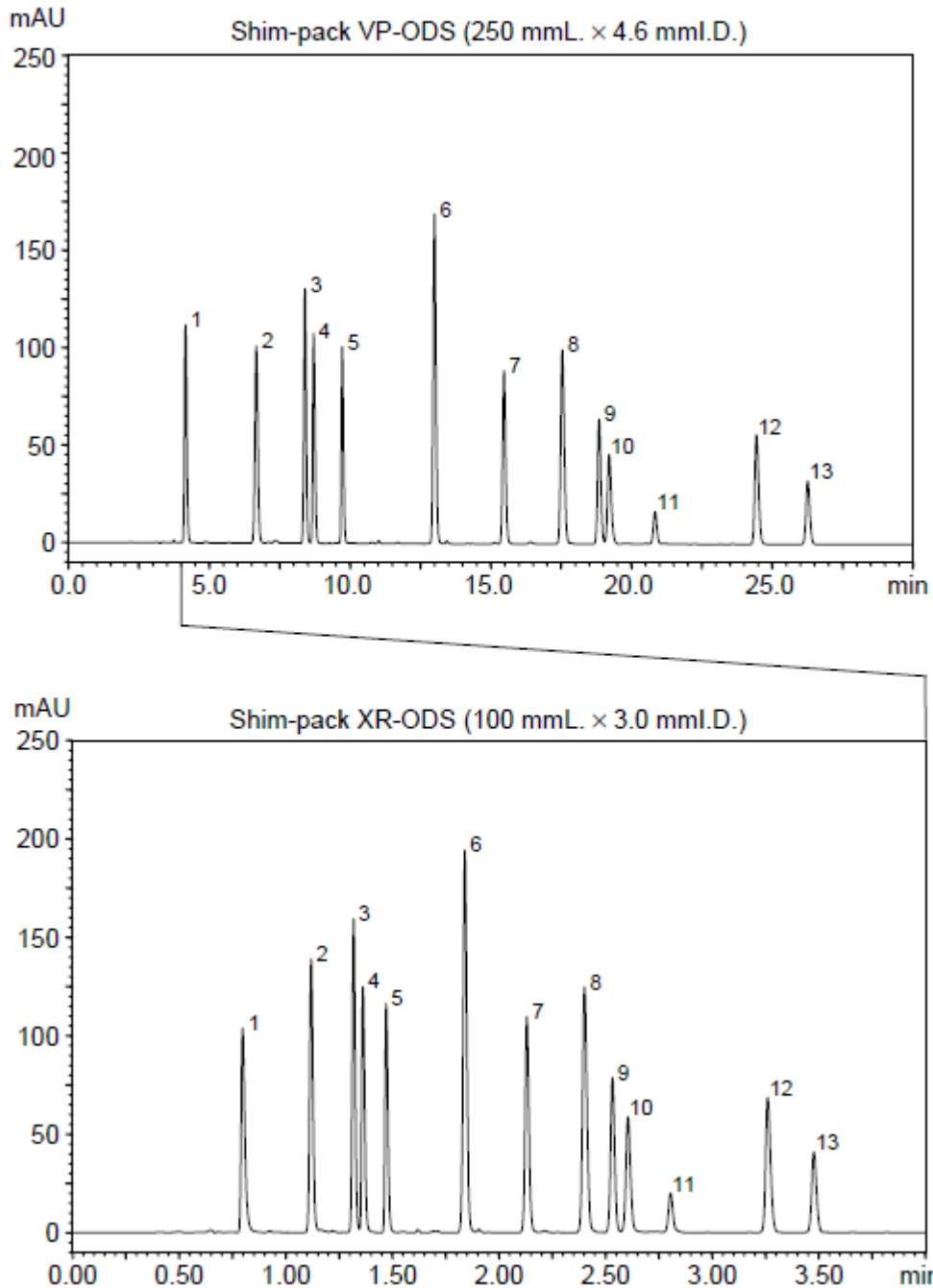


Figure 3: HPLC chromatogram of a standard mixture of 12 cephem antibiotics by conventional Prominence with Shim-pack VP-ODS (upper) and Prominence UFLC with Shim-pack XR-ODS (lower)
 Peaks: 1: cefadroxil, 2: cephaprin, 3: cefaclor, 4: cefalexin, 5: cephradine, 6: cefotaxime. 7: cefazolin, 8: cefuroxime, 9: cefoperazone, 10: cefloxitin, 11: cefamandole A, 12: cephalothin, 13: cefamandole B (50mg/each).

Table 1 Analytical Conditions

Column	: Shim-pack XR-ODS (100 mm L. × 3.0 mm I.D., 2.2 μm) Shim-pack VP-ODS (250 mm L. × 4.6 mm I.D., 4.6 μm)
Mobile Phase	: A ; 0.1 % Formic Acid-Water B ; Acetonitrile
Time Program	: [XR-ODS] B.Conc. 15 % (0 min)→55 % (3.5 min)→15 % (3.51 - 6.5 min) [VP-ODS] B.Conc. 15 % (0 min)→55 % (30 min)→15 % (30.01 - 45 min)
Flow Rate	: 1.0 mL/min (XR-ODS) 1.0 mL/min (VP-ODS)
Column Temp.	: 40 °C
Injection Vol.	: 4 μL (XR-ODS) 10 μL (VP-ODS)
Detection	: SPD-M20A at 260 nm
Flow Cell	: Semi-micro Cell (XR-ODS) Conventional Cell (VP-ODS)

Method Transfer to Ultra-fast LC

When transferring methods from conventional HPLC to Prominence UFLC/UFLC*XR*, we need to consider modifications of some method parameters to duplicate the chromatographic pattern, without losing peak resolution. Our method transfer program (Figure 4) can automatically calculate optimal parameter settings for flow rate, column size, gradient time programming, etc. by entering the current method conditions. The program will assist with method development for solvent savings.

Prominence UFLC*XR* Method Transfer Program

Parameter Input Sheet

This program supports the parameter setup operations required when transferring from a conventional LC to Prominence UFLC / UFLC*XR*. Enter the parameters from the conventional LC into the blank boxes below and click [Optimize] to display the estimated optimal chromatographic conditions and instrument environment for an ultrafast LC using a Shim-pack XR Series column. The suitability of the chromatographic conditions produced by this program is not guaranteed. The estimated parameters may be incorrect due to differences in the column characteristics. Evaluate the suitability of the displayed chromatographic conditions before using them.

A value must be entered in each box with a thick border. When these values are entered, the button at the right changes to [Optimize]. Click this button to display the parameters.

Optimize

Chromatographic Conditions

Column : Shim-pack VP-ODS **4.6** mm i. d. **150** mm long **5** μm

Mobile phase A: 20 mmol/L (Sodium) Phosphate (pH 2.5) Init. Conc.: 80 %
B: Acetonitrile Init. Conc.: 20 %

Gradient program

No.	Time	A Conc.	B Conc.
1:	10 min	50 %	50 %
2:	20 min	20 %	80 %
3:	35 min	20 %	80 %
4:	35 min	80 %	20 %
5:	min	%	%
6:	min	%	%
7:	min	%	%
8:	min	%	%
9:	min	%	%

Flow rate : **1** mL/min

Temperature : **40** °C

Detection Wavelength: **254** nm
Response: **500** ms

Sample volume : **10** μL

Instrument Envir... Select from dropdown list.
Peak Information

Figure 4: Prominence UFLC/UFLC*XR* method transfer program

Analysis by Methanol Mobile Phase

Prominence UFLC*XR* enables not only the ultra-fast analysis of Prominence UFLC but also the usage of high-pressure conditions (maximum: 66MPa, 9570psi), which enables the use of a longer column with sub-3 μ m particles to obtain higher separation efficiency. Prominence UFLC*XR* also allows ultra-fast analysis by a methanol mobile phase, which provides higher backpressure compared to acetonitrile. Figure 5 shows a chromatogram of food additives by the Prominence UFLC*XR* system. Methanol was used in place of acetonitrile as the strong solvent in the mobile phase. The UFLC*XR* system is applicable for a wider range of applications due to the increased pressure tolerance.

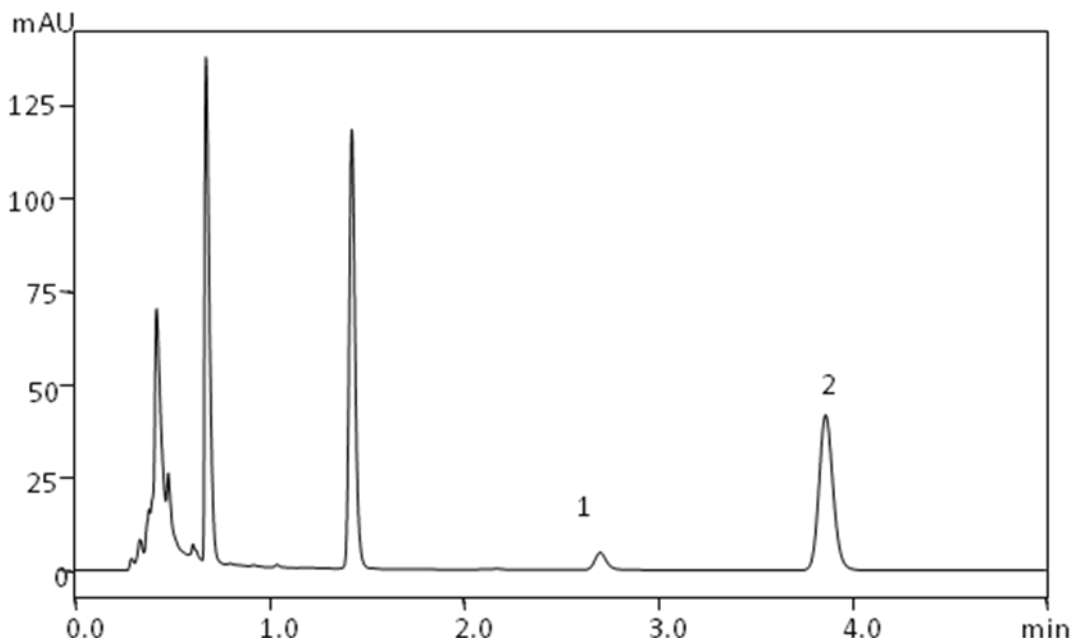


Figure 5: Analysis of food additives in soft drink by Prominence UFLC*XR*

Column: Shim-pack XR-ODS II (75mm \times 3mm I.D., 2.2 μ m particles), mobile phase: 40mmol/L (sodium) acetate buffer pH4.0 / methanol =4/1 (v/v), flow rate: 1mL/min, column temperature: 40 $^{\circ}$ C, detection: 250nm

Peaks: 1: aspartame, 2: benzoic acid

Conclusion

Prominence UFLC/UFLC*XR* was designed to achieve ultra-fast LC by utilizing the conventional Prominence hardware series; consequently, these systems can be used for a broad range of applications, including ultra-fast LC and conventional LC. A specialized instrument that can operate under ultra-high pressure is not required. In addition, the Shim-pack XR-ODS column enables you to shorten analytical time and reduce acetonitrile consumption easily.

Therefore, Prominence UFLC/UFLC*XR* offers a smooth transfer from conventional methods to fast LC methods, reducing mobile phase consumption in a realistic and reasonable way.

Founded in 1875, Shimadzu Corporation, a leader in the development of advanced technologies, has a distinguished history of innovation built on the foundation of contributing to society through science and technology. We maintain a global network of sales, service, technical support and applications centers on six continents, and have established long-term relationships with a host of highly trained distributors located in over 100 countries. For information about Shimadzu, and to contact your local office, please visit our Web site at www.shimadzu.com.



SHIMADZU CORPORATION International Marketing Division

3. Kanda-Nishikicho 1-chome, Chiyoda-ku, Tokyo 101-8448, Japan
Phone: 81(3)3219-5641, Fax: 81(3)3219-5710
URL: www.shimadzu.com

SHIMADZU SCIENTIFIC INSTRUMENTS, INC.

7102 Riverwood Drive, Columbia, Maryland 21046, U.S.A.
Phone: 800-477-1227/410-381-1227, Fax: 410-381-1222
www.ssi.shimadzu.com

SHIMADZU (ASIA PACIFIC) PTE LTD.

16 Science Park Drive #01-01 Singapore Science Park
Singapore 118227, Republic of Singapore
Phone: 65-778-6280, Fax: 65-779-2935
<http://www.shimadzuasiapac.com.sg/>

SHIMADZU EUROPA GmbH

Albert-Hahn-Str. 6-10, 47269 Duisburg, Germany
Phone: 49-203-7687-0, Fax: 49-203-766625
<http://www.shimadzu.eu>

SHIMADZU SCIENTIFIC INSTRUMENTS (OCEANIA) PTY LTD.

Rydalmere Business Park, Unit E/F, 10-16 South Street
Rydalmere N.S.W. 2116, Australia
Phone: 61(2)9684-4200, Fax: 61(2)9684-4055
<http://www.shimadzu.com.au/>